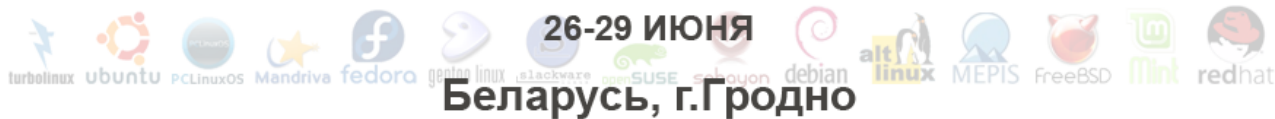


Linux Vacation / Eastern Europe



*Один из подходов разработки
Web-приложений
на базе технологий
Ruby On Rails и Mozilla*



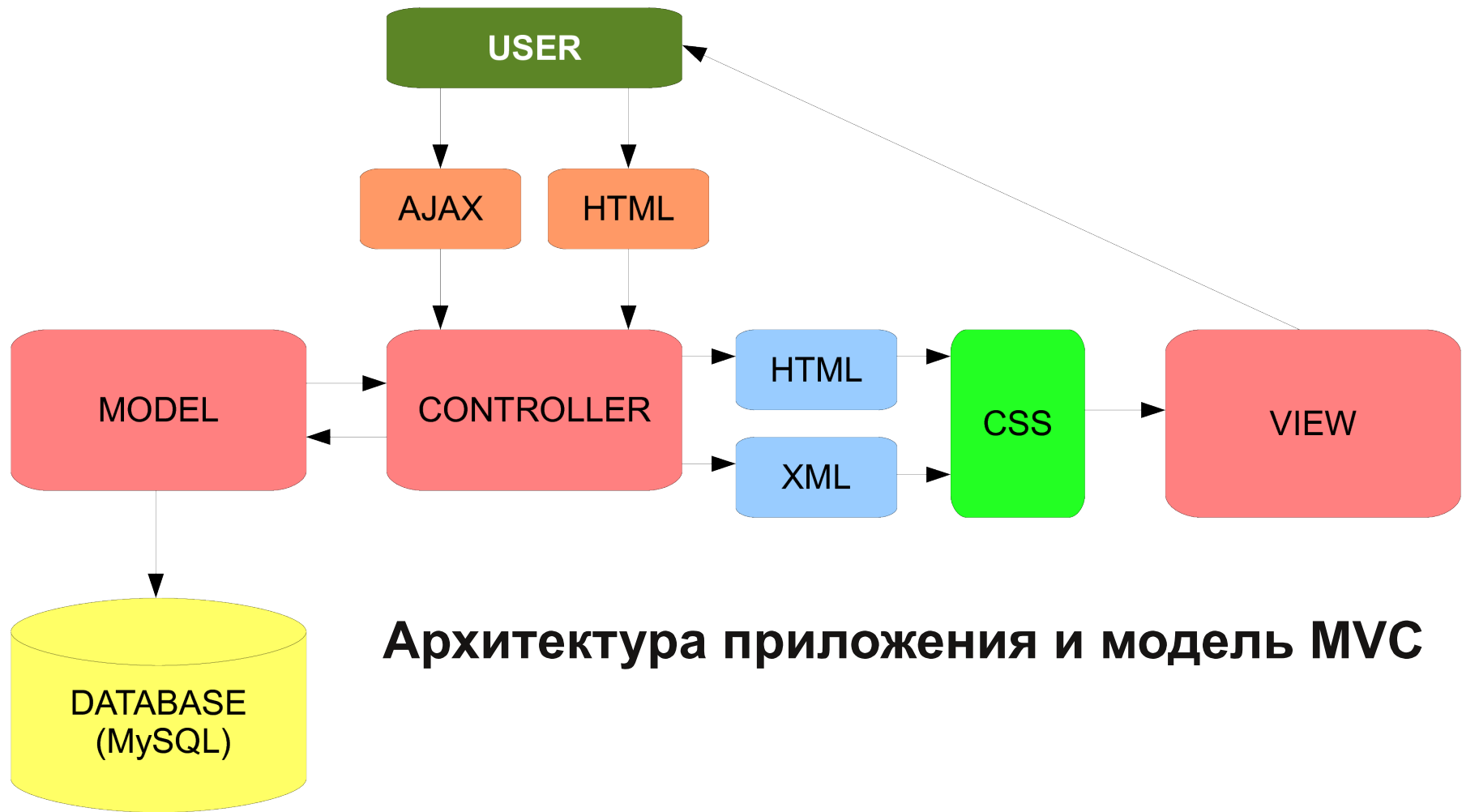
raiser.zx@open.by

Ruby On Rails

- MVC (- -) -
;
- AJAX-
JavaScript- ,
JavaScript-
- ActiveRecord
SQL
- RoR,
XML- ,
.



Ruby On Rails



AJAX

JavaScript

XML —

«

»

.

-

,

-

,

-

.

AJAX-

:

<http://maps.google.com/>

<http://gmail.com>

SVG

Scalable Vector Graphics —

—

XML.
XML.

W3
XML

(200 200 px,

Inkscape)

SVG- (Inkscape) — 1173

SVGZ- (Inkscape) — 522

PNG Inkscape — 9692

CorelDRAW

CDR — 13394


CorelDRAW

JPG — 3285



SVG

```
controller.rb 003_add_test_data.rb admin.rhtml list.rhtml new.rhtml _form.rhtml grey_easy_kvadrat.svg
<?xml version="1.0" encoding="UTF-8" standalone="no"?>
<!-- Created with Inkscape (http://www.inkscape.org/) -->
<svg
  xmlns:svg="http://www.w3.org/2000/svg"
  xmlns="http://www.w3.org/2000/svg"
  version="1.0"
  width="744.09448"
  height="1052.3622"
  id="svg2">
  <defs
    id="defs4" />
  <g
    id="layer1">
    <rect
      width="400"
      height="400"
      x="175"
      y="200"
      id="rect2383"
      style="fill:#f2f2f2;fill-opacity:1;stroke:#000000;stroke-width:1;stroke-opacity:1" />
    </g>
  </svg>
```



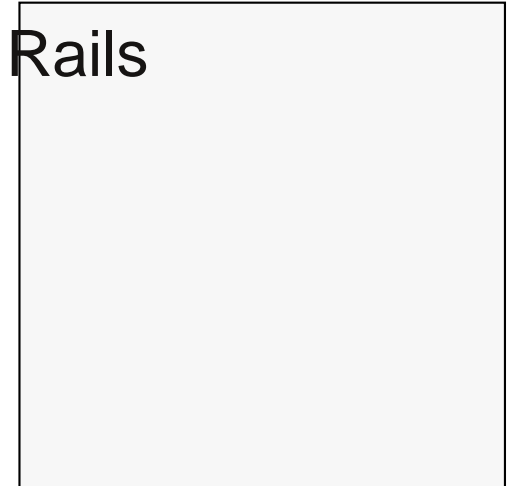
SVG

SVG-

```
require 'rubygems'
require _gem 'builder'

xml = Builder::XmlMarkup.new
xml.instruct!
#           <?xml version="1.0" encoding="UTF-8"?>
xml.comment! "Created with Inkscape (http://www.inkscape.org/)"
#
xml.svg { "xmlns:svg" => "http://www.w3.org/2000/svg",
          "xmlns" => "http://www.w3.org/2000/svg",
          "version" => "1.0",
          "width" => "744.09448",
          "height" => "1052.3622",
          "id" => "svg2",
xml.g { "id" => "layer1",
xml.rect { "width" => "400",
           "height" => "400",
           "x" => "175",
           "y" => "200",
           "id" => "rect2383",
           "style" => "fill:#f2f2f2;fill-opacity:1;stroke:#000000;stroke-width:1;stroke-opacity:1" }}}}
```

Ruby On Rails



XUL

XUL - XML User Interface Language —

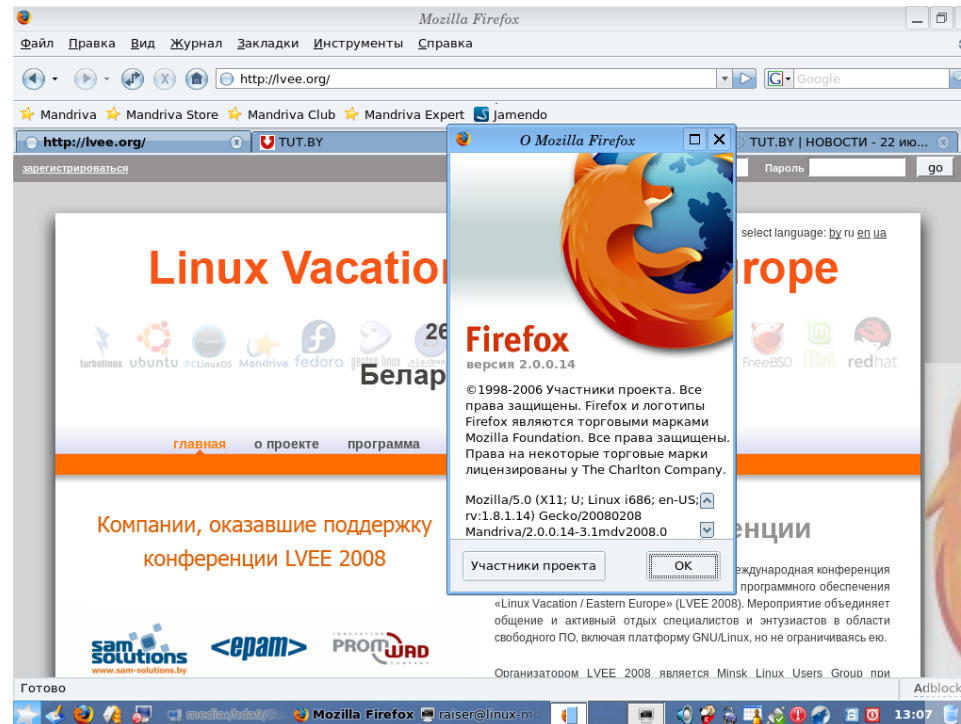
XML. XUL

Mozilla

XULRunner.

XUL -

Mozilla Firefox



XUL + AJAX + SVG

XUL+SVG+AJAX
(<http://www.cyclone3.org/>)

Cyclone3

The image displays two overlapping windows of the Cyclone3 web application. The background window shows a file management interface with a sidebar menu (Articles, My Article, Polls, Images, Files, Sources) and a main area displaying a file list. The foreground window shows the 'Cyclone3 statistics' page, which includes a summary of visitor data and a line graph titled 'New visitors came from domain types (daily)'. The graph shows three data series: SearchEngine (red), Another domain (yellow), and Direct (green). The x-axis represents dates from 2007-04-15 to 2007-04-11, and the y-axis represents the number of visitors, ranging from 0 to 250. The graph shows a significant peak in visitors from 'Another domain' around 2007-04-15.

Cyclone3 statistics

Summary | Visitors | Visits | Page views | Came From | Rankings | Custom

New visitors came from domain types (daily)

Legend: SearchEngine (red), Another domain (yellow), Direct (green)

Graph showing visitor counts over time (2007-04-15 to 2007-04-11).

Graph description: New visitors came from domain types. Graphical expression of the ways the visitor came to the site from search engines (e.g. Google, Yahoo, Zoznam).

RoR+SVG/SVGz+AJAX+MOZILLA

,

